

Introduction to RefWorks

CHANDLER SMITH, MA (HE/HIM)

EDUCATION LIBRARIAN & ALLIED HEALTH PROFESSIONS LIAISON

Objectives

How to access RefWorks and create an account

How to import citations from different databases

Creating a bibliography

Using RefWorks add-in in Microsoft Word

Refworks

What is it?

A web-based software that allows you to organize your research, import references from databases, build a bibliography quickly, and share references with others

Databases have the ability to generate citations in various formats (APA, MLA, etc.) just double check them for accuracy!

<https://libguides.lsuhscl.edu/citationmanagers>

RefWorks and Other Citation Managers

Other popular citation management software:

EndNote – The Libraries also offer this citation manager!

Zotero

Accessing RefWorks



Access via Library's website

Also available under popular links, at the bottom of the drop-down menu


[John P. Isché \(Main\) Library](#)

433 Bolivar St.
3rd floor
New Orleans, LA 70112
504-568-6100

[Dental Library](#)

1100 Florida Ave.
3rd floor
New Orleans, LA 70119
504-941-8158

[Library Hours](#)



Discover LSUHSC Libraries Resources

How to Access RefWorks

Available under “popular resources” or under “R” in the A-Z list

The screenshot shows the LSU Health New Orleans Division of Libraries website. The top navigation bar is purple with the LSU Health logo and links for Prospective Students, Patient Care, Job Seekers, Donors, Crime Statistics, Search, and a MENU button. Below this is a dark grey bar with links for Popular Links, For Students, For Researchers, For Clinicians, For Residents, Help, About the Libraries, and Library Home. The main content area is white and shows the breadcrumb path: Home / Libraries / Databases - Libraries. The section is titled "Databases" and includes a "Browse:" section with an alphabetical list of letters from A to Z. Below the list, it states: "Click a letter to browse alphabetic lists of online databases. Both free and subscription resources are listed. Resources marked with a padlock icon require login when off-campus; authorized users can access databases when offsite using the information listed below." Under the "Popular Resources" section, there is a row of buttons: AccessMedicine, CINAHL, ClinicalKey, MedOne Education, PubMed, and RefWorks. The RefWorks button is circled in red. Below this is a section titled "Discover LSUHSC Libraries Resources" which contains a search box with tabs for All Resources, Articles, Books, and Journals. The search box has a "Keyword" dropdown and a "Search" button.

LSU Health
NEW ORLEANS

Prospective Students ▼ Patient Care ▼ Job Seekers ▼ Donors ▼ Crime Statistics ▼ Search Q MENU ≡

POPULAR LINKS ▼ FOR STUDENTS ▼ FOR RESEARCHERS ▼ FOR CLINICIANS ▼ FOR RESIDENTS ▼ HELP ▼ ABOUT THE LIBRARIES ▼ LIBRARY HOME

🏠 / [Libraries](#) / [Databases - Libraries](#)

Databases

Browse:

[A](#) [B](#) [C](#) [D](#) [E](#) [F](#) [G](#) [H](#) [I](#) [J](#) [K](#) [L](#) [M](#) [N](#) [O](#) [P](#) [Q](#) [R](#) [S](#) [T](#) [U](#) [V](#) [W](#) [X](#) [Y](#) [Z](#)

Click a letter to browse alphabetic lists of online databases. Both free and subscription resources are listed.
Resources marked with 🗝 require login when off-campus; authorized users can access databases when offsite using the information listed below.

Popular Resources

[AccessMedicine](#) [CINAHL](#) [ClinicalKey](#) [MedOne Education](#) [PubMed](#) [RefWorks](#)

Discover LSUHSC Libraries Resources

Discover LSUHSC Libraries Resources

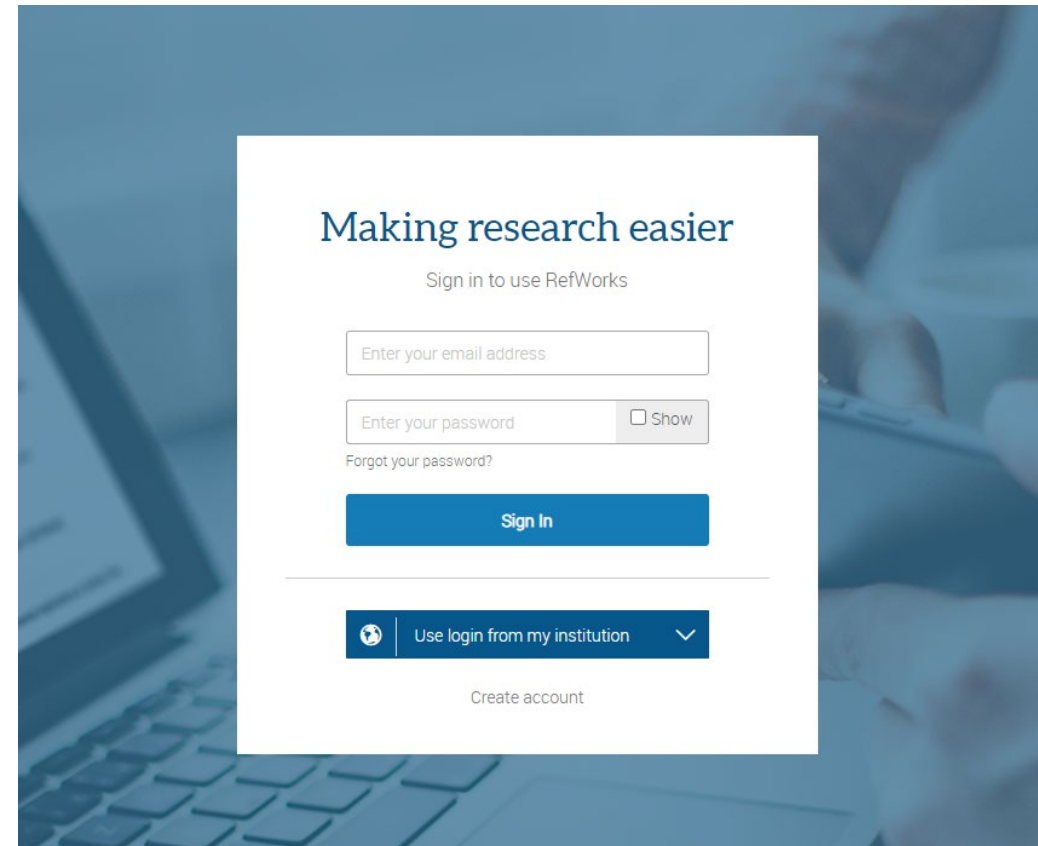
[All Resources](#) [Articles](#) [Books](#) [Journals](#)

Keyword ▼

Logging Into RefWorks

Use your LSUHSC – New Orleans email!

If you use “log in from my institution” we are listed as Louisiana State University Health Sciences Center

The image shows a login interface for RefWorks. It features a white central box on a blue-tinted background of a laptop and hands. The box contains the heading "Making research easier" in blue, followed by the subtext "Sign in to use RefWorks". Below this are two input fields: "Enter your email address" and "Enter your password". The password field has a "Show" button with a checkbox. A link "Forgot your password?" is positioned below the password field. A blue "Sign In" button is centered below the inputs. A horizontal line separates this from a dark blue button labeled "Use login from my institution" with a globe icon and a dropdown arrow. At the bottom of the box is a "Create account" link.

Making research easier



Sign in to use RefWorks

Enter your email address

Enter your password ☐ Show

[Forgot your password?](#)

Sign In

 Use login from my institution 

[Create account](#)

Logging Into RefWorks

The screenshot displays the RefWorks web interface. At the top, a blue header bar contains the 'RefWorks' logo, a 'Untitled Project' dropdown, and user information: 'Louisiana State University Health Sciences Center', 'Language (English)', and 'Chandler Smith'. A red circle highlights a small icon in the top right corner of the header. Below the header is a toolbar with icons for '+ Add', 'Assign to Folder', 'Share', 'Create Bibliography', 'Delete', 'Add Tags', 'Tools', and 'Search'. On the left, a sidebar lists navigation options: 'All References', 'Search Databases', 'Last Imported', 'Duplicates', 'Sharing', 'My Folders', 'Tags', and 'Trash'. The main content area is titled 'All References' and includes a 'Display: 50 per page' dropdown, 'Normal View' dropdown, and a 'Customize' link. Below this is a 'Sort by: Date added' dropdown. The central area features a large grey circle with a document icon and the text 'Drop files here or use the + icon'. At the bottom left, there are links for 'Accessibility Statement', 'Privacy Policy', 'Terms and Conditions', 'Cookie Policy', and 'Manage cookie preferences'.

Importing Citations

PubMed

CINAHL (PsycInfo, SocIndex)

ProQuest Nursing and Allied Health

Embase

Live Demo

Showing how to import references from various databases

Find duplicates

Share folders/add collaborators

Create bibliography

Demonstrate Microsoft Word Add-In

Questions?

Contact info

Library Contact info:

Email: reference@lsuhsc.edu

Phone: 504-568-6100


CHANDLER SMITH, MA

Education Librarian

Allied Health Professions Liaison

csmi65@lsuhsc.edu

Survey



LSUHSCNOLIBRARY

Presentation Feedback Form

